

Earth Keepers

Activity Book





As Earth Keepers we are all responsible for protecting our Mother Earth. First Nations Technical Services Advisory Group (TSAG) created this activity book to introduce students and their parents to the 4 Rs of Reduce, Reuse, Recycle and Recover. Earth Keepers is a FNTSAG program that educates youth about waste diversion, safe management of hazardous waste, the impact of unauthorized dumping on the environment and the dangers of burning waste.



PDF copies of this booklet and other educational materials are available from TSAG

Telephone: 780-483-8601 • Email: environment@tsag.net

Who is an Earth Keeper?



You can be an Earth Keeper too if you believe in caring for our Mother Earth



We are Earth Keepers

These Earth Keepers will
be your guides.
They will help you to be a
Protector of Our Mother Earth

Do you think you could be an EARTH KEEPER?

Try the following quiz and see! Score 2 points for YES and 1 point for NO.

- | | Yes | No |
|--|-----------------------|-----------------------|
| 1. I care about my environment. | <input type="radio"/> | <input type="radio"/> |
| 2. I save my juice cans and return them for a refund. | <input type="radio"/> | <input type="radio"/> |
| 3. I put my vegetable and fruit scraps in the compost. | <input type="radio"/> | <input type="radio"/> |
| 4. I write on both sides of my paper before I put it in the recycling box. | <input type="radio"/> | <input type="radio"/> |
| 5. I turn off the tap when I'm not using the water. | <input type="radio"/> | <input type="radio"/> |
| 6. I only take what I will eat during meal times. | <input type="radio"/> | <input type="radio"/> |
| 7. I put litter in the garbage can. | <input type="radio"/> | <input type="radio"/> |
| 8. We recycle at home and school. | <input type="radio"/> | <input type="radio"/> |

Check Your Score!

6-8 points

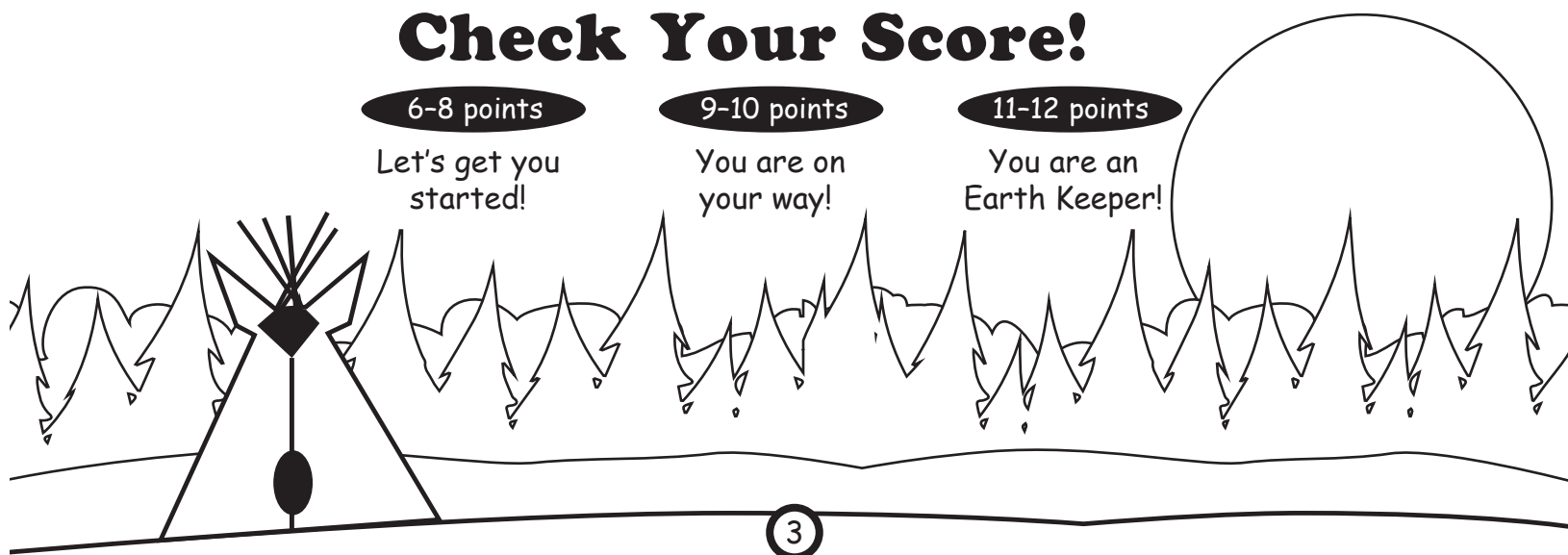
Let's get you started!

9-10 points

You are on your way!

11-12 points

You are an Earth Keeper!



Did you know

that most people throw out one large garbage bag full of waste each day?

Ask your Mom or Dad to help you look in one bag of garbage at your house. See if there is anything that need not have been thrown away. Maybe it could have been used differently.

Join the dots to find the answer to the secret message below.



Too much _____!

What is Waste?

Waste is anything you throw away when you are finished with it.



Packaging




Used toys and clothes



Kitchen and yard waste

Reuse things many times before throwing them away



Secret Message

Unscramble the letters in each word below to find out what Winnie's message is.

P P E O L E

P			P		
---	--	--	---	--	--

N A C

	A	
--	---	--

E A R N L

L				N
---	--	--	--	---

O T

--	--

R E U C E D


		D			E
--	--	---	--	--	---



Who
makes
waste?

We ALL
do!





Earth Keepers see 6 things in this scene which are wasteful, dangerous or harmful to the environment.

Circle the ones you can find.

Make less household waste

by using things that are reusable.
Circle the reusable item in the item pairs below.



Thermos and snack pack

OR



Juice box and paper lunch bag



Cloth bag

OR



Plastic bag



New books

OR



Library books



Throw away batteries

OR



Rechargeable batteries




Cloth diaper

OR



Disposable diaper



Paper towel

OR



Cloth rag

Secret Message

Unscramble the letters in each word below to find out what the Earth Keeper's secret message is.

P P E O L E

E E

N A C

N

E A R N L

E R

O T

U S E R E

R U

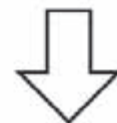
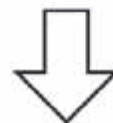

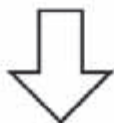
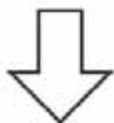


Recycling

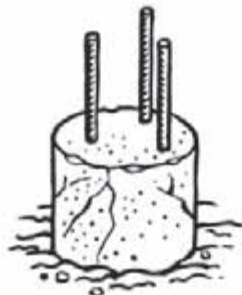
means to collect things so that they can be made into new things.

Sort the things below by putting them in the correct recycling bin.

Draw a line to the proper bin.



Roof Shingles



Reinforcing Bar
(used in construction)



Glass bottles



Newspaper



Plastic flower pots
and plastic wood

Here are some of the new things made from the old things.



Start



Glass
makes glass beads
for road paint



Paper
makes
new
envelopes




Plastics make new
school binders



Glass makes new glass
jars and bottles

Paper
makes
roofing
shingles




Old newspaper
makes new
newspaper

Steel food cans
become reinforcing bar



Show the collection truck how to reduce its load by recycling materials instead of sending them to the landfill.



Watch out for these danger signs!



Earth Keeper
What do you see?
I see a **POISON** sign
Looking at me!



Earth Keeper
What do you see?
I see a **FLAMMABLE** sign
Looking at me!



What do you see?
I see an **EXPLOSIVE** sign
Looking at me!



Earth Keeper
What do you see?
I see a **CORROSIVE** sign
Looking at me!

Earth Keeper
What do you say?
"HANDS OFF!"

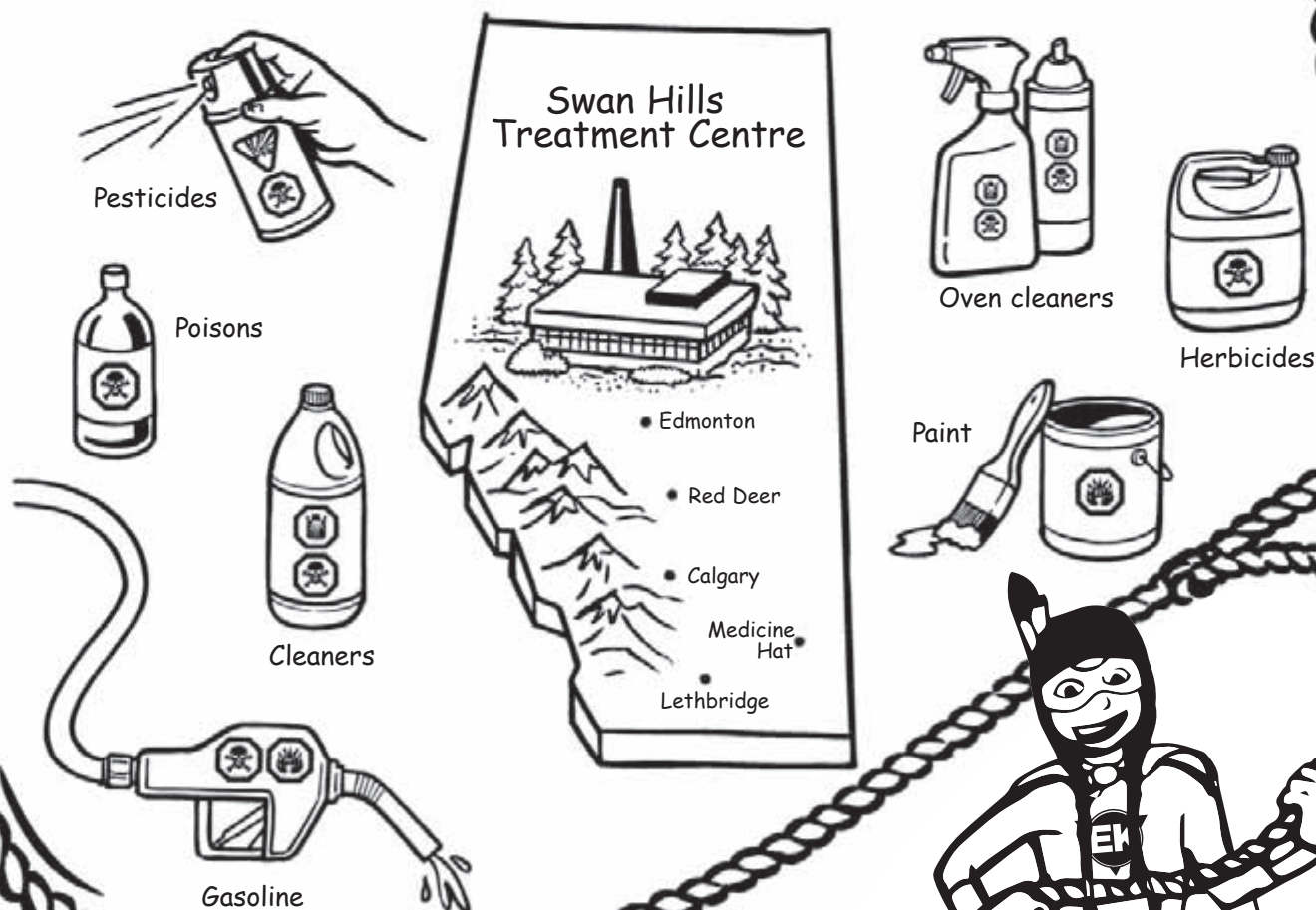


Household Hazardous Waste Round-Ups



Wastes with these symbols and others are hazardous. These wastes are collected at Household Hazardous Waste Round-Ups. Then they are sent to a waste treatment plant instead of having them end up in a landfill.

Send the hazardous wastes shown below to the Swan Hills Treatment Centre by drawing connecting lines.

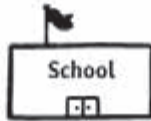


Follow the path

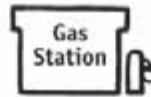
to the waste treatment plant. At each stop,



Home



School



Gas
Station




Office

circle the waste item which should be sent to the plant.


Start





Waste Treatment Plant

We can all be kind to our



Circle all the things that are good for the environment in this picture.



environment!



Write a sentence about one of the things you do that is good for the environment.

Where does waste go?

Most of our waste gets buried in the ground in what is called a landfill.

All of the things at the top of the next page should not be in the landfill.
Find them in the landfill below and colour them.







for parents and teachers

1. Take your child or class to the nearest landfill site for a visit and discuss ideas of waste.
2. Discuss ways to eliminate some of the waste by reducing, reusing or recycling.
3. Demonstrate how packaging can be reduced by buying in bulk, bringing your own bags, or refusing bags for small items.
4. Find a community secondhand store to send clothes and toys to, or even better, trade with family and friends.
5. Keep scrap paper available and use flyers for children's cutting projects.
6. Start a paper recycling program in your school or place of work.


Did you know?

A fast food company with restaurants all over North America uses enough burger boxes in one year to fill Toronto's Sky Dome 20 times.

A cat eats a can of food a day. Each can weighs 40 grams. If the cat lives 15 years, we throw out 5,475 cans or 219 kilograms of steel.

More than 40,000 trees are cut down each day to make newspapers for Canadians to read.

Canadians throw away about seven million batteries each year.



Earth Keeper



This is to certify that

is in training to be an Earth Keeper
in caring for the environment

Date

Parent/Teacher

